

Monthly Financial Report

For Month ending March 31, 2018

Fund	Balance <u>3/01/2018</u>	Overdrafts <u>3/01/2018</u>	Receipts for <u>March</u>	Disbursements <u>March</u>	Balance <u>3/31/2018</u>	Overdrafts <u>3/31/2018</u>	Warrants <u>Outstanding</u>
22511Formula - B-F-15-1AU-1	2.67	0.00	0.00	0.00	2.67	0.00	0.00
22512Formula B-F-04-021-1	0.00	0.00	0.00	0.00	0.00	0.00	0.00
22513B-F-05-021-1	0.00	0.00	0.00	0.00	0.00	0.00	0.00
22514Formula Grant BF13-1AU-1	0.00	0.00	0.00	0.00	0.00	0.00	0.00
22515Formula BF 14-1AU-1	0.00	0.00	0.00	0.00	0.00	0.00	0.00
22516Formula Grant BF 16-1AU-1	0.00	-21,367.68	32,188.54	12,953.26	0.00	-2,132.40	250.00
22517Formula BF 08-221-1	0.00	0.00	0.00	0.00	0.00	0.00	0.00
225182009 Formula CDBG	0.00	0.00	0.00	0.00	0.00	0.00	0.00
22519CDBG 2010 Grant	0.00	0.00	0.00	0.00	0.00	0.00	0.00
22520CDBG	0.00	0.00	0.00	0.00	0.00	0.00	0.00
22521FORMULA B-F-11-021-1	0.00	0.00	0.00	0.00	0.00	0.00	0.00
22522NEIGHBORHOOD REV B-NR-11-1AL	0.00	0.00	0.00	0.00	0.00	0.00	0.00
22523NEIGHBORHOOD INITIATIVE PRGM	0.00	0.00	0.00	0.00	0.00	0.00	0.00
22531CHIP GRANT 2013	1,807.75	0.00	0.00	0.00	1,807.75	0.00	0.00
22532CHIP 2014	0.00	-1,050.56	0.00	0.00	0.00	-1,050.56	0.00
22533CHIP 2017	0.00	-575.50	0.00	28,162.90	0.00	-28,738.40	85.00
22534CHIP B-C-04-021-2	0.00	0.00	0.00	0.00	0.00	0.00	0.00
22535CHIP B-C-06-021-1	0.00	0.00	0.00	0.00	0.00	0.00	0.00
22536CHIP B-C-06-021-2	0.00	0.00	0.00	0.00	0.00	0.00	0.00
22537CHIP FY 2010	0.00	0.00	0.00	0.00	0.00	0.00	0.00
22540Development Rotary	243,030.15	0.00	2,739.74	312.91	245,456.98	0.00	0.00
22590COMMRS ECONOMIC DEV	0.00	0.00	0.00	0.00	0.00	0.00	0.00
22601LEAD REMOVAL GRANT	0.00	0.00	0.00	0.00	0.00	0.00	0.00
226022016 LEAD REMOVAL GRANT	0.00	-959.22	18.29	262.78	0.00	-1,203.71	0.00
22605Neighbor Stabilization	0.00	0.00	0.00	0.00	0.00	0.00	0.00
22631ODH/OEPA Sewage	0.00	0.00	0.00	0.00	0.00	0.00	0.00
22632ODH/OEPA Sewage 2014	0.00	0.00	0.00	0.00	0.00	0.00	0.00
22710Community Rotary	4,650.32	0.00	0.00	0.00	4,650.32	0.00	0.00
22720Abatements	13,694.07	0.00	4,301.30	730.10	17,265.27	0.00	0.00
22730Housing Revolving Loan	118,168.19	0.00	18,246.18	0.00	136,414.37	0.00	0.00
228002203.201 (A) Computers	10,463.00	0.00	261.00	0.00	10,724.00	0.00	0.00
228102303.201 (B) Computers	45,112.64	0.00	2,856.00	0.00	47,968.64	0.00	0.00
22820Probate- Computerization	40,111.25	0.00	520.00	0.00	40,631.25	0.00	0.00
22825Probate Legal Research	0.00	-556.08	168.00	0.00	0.00	-388.08	0.00
22830Juvenile- Computerization	4,530.73	0.00	406.00	0.00	4,936.73	0.00	0.00
22850Special Proj-TONE	47,331.58	0.00	1,124.54	5,130.72	43,325.40	0.00	0.00
22851Spec Proj-Binette	23,114.90	0.00	897.00	0.00	24,011.90	0.00	0.00
22852Domestic Spec Proj-Tone	6,170.62	0.00	625.00	5,559.55	1,236.07	0.00	0.00
22853Domestic Spec Proj- Binette	7,370.98	0.00	607.26	0.00	7,978.24	0.00	0.00
22854Foreclosure Action-Tone	0.00	-2,630.23	2,542.42	0.00	0.00	-87.81	0.00
22855Foreclosure Action-Binette	27,445.97	0.00	2,991.63	0.00	30,437.60	0.00	0.00
22856Spec Projects McGooney	1,733.37	0.00	100.00	0.00	1,833.37	0.00	0.00
22857Domestic Spec Proj McGooney	50.00	0.00	0.00	0.00	50.00	0.00	0.00
22858Foreclosure Spec Proj McGooney	0.00	0.00	0.00	0.00	0.00	0.00	0.00
23010Felony Delinq Care/Custody	558,537.92	0.00	0.00	41,834.12	516,703.80	0.00	0.00
23020Juvenile Indiq Driver Alcohol	46,680.12	0.00	50.00	0.00	46,730.12	0.00	0.00

Monthly Financial Report

For Month ending March 31, 2018

<u>Fund</u>	<u>Balance 3/01/2018</u>	<u>Overdrafts 3/01/2018</u>	<u>Receipts for March</u>	<u>Disbursements March</u>	<u>Balance 3/31/2018</u>	<u>Overdrafts 3/31/2018</u>	<u>Warrants Outstanding</u>
71696Personal Property 1st 1/2 2011	0.00	0.00	0.00	0.00	0.00	0.00	0.00
71697Personal Property 2nd 1/2 2011	0.00	0.00	0.00	0.00	0.00	0.00	0.00
71698Commercial Activity Tax	50,780.34	0.00	0.00	50,780.34	0.00	0.00	0.00
71711MFD - Second Half '12	0.00	0.00	0.00	0.00	0.00	0.00	0.00
717121st 1/2 MFD Homes 2018	41,695.22	0.00	58,472.00	44.32	100,122.90	0.00	0.00
71721MFD HOMES - 2nd 1/2 2018	0.00	0.00	5,779.12	0.00	5,779.12	0.00	0.00
71731Manuf. - FIRST HALF 2014	0.00	0.00	0.00	0.00	0.00	0.00	0.00
71741MFD Homes 2nd Half 2014	0.00	0.00	0.00	0.00	0.00	0.00	0.00
71751MFD - 1st 1/2 2015	0.00	0.00	0.00	0.00	0.00	0.00	0.00
71761MFD Homes - 2nd 1/2 2015	0.00	0.00	0.00	0.00	0.00	0.00	0.00
71771MFD Homes 1st 1/2 2016	4.75	0.00	0.00	0.00	4.75	0.00	0.00
71781MFD Homes - 2nd Half 2016	0.00	0.00	0.00	0.00	0.00	0.00	0.00
71791MFD Homes 1st Half 2017	0.00	0.00	0.00	0.00	0.00	0.00	0.00
717922017 MFH 2nd 1/2	1,867.09	0.00	-1,867.09	0.00	0.00	0.00	0.00
71793Manuf 2nd 1/2 '09	0.00	0.00	0.00	0.00	0.00	0.00	0.00
717941st 1/2 MFD Homes 2010	0.00	0.00	0.00	0.00	0.00	0.00	0.00
717952nd 1/2 MFD Homes 2010	0.00	0.00	0.00	0.00	0.00	0.00	0.00
71796Manf Homes 1st 1/2 2011	0.00	0.00	0.00	0.00	0.00	0.00	0.00
71797MFD Homes 2nd 1/2 2011	0.00	0.00	0.00	0.00	0.00	0.00	0.00
71798MFD Homes 1st 1/2 2012	0.00	0.00	0.00	0.00	0.00	0.00	0.00
71811Local Government Income tax	0.00	0.00	163,087.07	163,087.07	0.00	0.00	3,433.80
71821Local Revenue Assistance	0.00	-0.03	0.03	0.00	0.00	0.00	0.00
71831Library/Local Gov Support	0.00	-0.01	185,484.59	185,484.59	0.00	-0.01	23,102.85
71911Fines Distribution	0.00	0.00	56,231.35	56,231.35	0.00	0.00	0.00
71920Lodging Excise Tax	123,279.52	0.00	64,411.63	123,279.52	64,411.63	0.00	0.00
71950Ohio Elections Comm.	20.00	0.00	0.00	0.00	20.00	0.00	0.00
72011Care Facility Agency	11,888.49	0.00	20,664.53	20,203.90	12,349.12	0.00	0.00
72310GIS Board	147,687.45	0.00	7,922.50	163.23	155,446.72	0.00	0.00
72311not used- available	0.00	0.00	0.00	0.00	0.00	0.00	0.00
72312not used- available	0.00	0.00	0.00	0.00	0.00	0.00	0.00
72510District Health General	3,818,569.42	0.00	1,507,811.91	1,365,557.55	3,960,823.78	0.00	31,617.16
72520Health - WIC Nutrition	0.00	0.00	0.00	0.00	0.00	0.00	0.00
72521Health - WIC Clinic	0.00	0.00	0.00	0.00	0.00	0.00	0.00
72522Health - WIC Brstfd	0.00	0.00	0.00	0.00	0.00	0.00	0.00
72531Health - Other Federal	0.00	0.00	0.00	0.00	0.00	0.00	0.00
72540Health- Detox Center	0.00	-776,221.64	0.00	0.00	0.00	-776,221.64	0.00
72555Health Dist /Envir. Health	0.00	0.00	0.00	0.00	0.00	0.00	0.00
72560Health - Water Systems	0.00	0.00	0.00	0.00	0.00	0.00	0.00
72565Health - Food Service	0.00	0.00	0.00	0.00	0.00	0.00	0.00
72570Health - Marina	0.00	0.00	0.00	0.00	0.00	0.00	0.00
72580Health - Camps	0.00	0.00	0.00	0.00	0.00	0.00	0.00
72589Health - Tattoo Parlors	0.00	0.00	0.00	0.00	0.00	0.00	0.00
72590Health - Pools	0.00	0.00	0.00	0.00	0.00	0.00	0.00
72610County 211 Health Dist	5,606.63	0.00	0.00	0.00	5,606.63	0.00	0.00
72710Behaviorial Health	0.00	0.00	0.00	0.00	0.00	0.00	0.00
73011MetroParks General	0.00	0.00	1,184,960.64	1,184,960.64	0.00	0.00	0.00

Monthly Financial Report

For Month ending March 31, 2018

<u>Fund</u>	<u>Balance 3/01/2018</u>	<u>Overdrafts 3/01/2018</u>	<u>Receipts for March</u>	<u>Disbursements March</u>	<u>Balance 3/31/2018</u>	<u>Overdrafts 3/31/2018</u>	<u>Warrants Outstanding</u>
73021MetroParks Replacement	0.00	0.00	0.00	0.00	0.00	0.00	0.00
73022Metro Parks - OPWC	0.00	0.00	0.00	0.00	0.00	0.00	0.00
73023MetroParks - Grant	0.00	0.00	0.00	0.00	0.00	0.00	0.00
73031MetroParks Bond Retirement	0.00	0.00	0.00	0.00	0.00	0.00	0.00
73041MetroParks Donations	0.00	0.00	0.00	0.00	0.00	0.00	0.00
73051Sheriff Confiscated Funds	10,522.00	0.00	5,004.00	0.00	15,526.00	0.00	0.00
73511Erie Regional Planning	0.00	-11,258.83	59,183.41	31,413.46	16,511.12	0.00	412.53
73520ERPC	46,219.76	0.00	1,597.60	34,942.20	12,875.16	0.00	0.00
73521Metro Planning Org	0.00	-29,214.57	27,866.29	35,629.61	0.00	-36,977.89	7,436.86
73731Soil & Water Conservation	76,959.51	0.00	8,445.00	29,757.43	55,647.08	0.00	40.74
73950Help Me Grow - FCFC	8,391.31	0.00	10,748.15	0.00	19,139.46	0.00	0.00
73951General Ops - FCFC	106,976.23	0.00	0.00	8,245.03	98,731.20	0.00	0.00
73952CareAVan - FCFC	0.00	0.00	0.00	0.00	0.00	0.00	0.00
73953Engage Grant FCFC/Family Crt	16,189.70	0.00	0.00	130.00	16,059.70	0.00	0.00
74601MHRB - General Operating	2,683,060.20	0.00	2,425,237.04	640,747.71	4,467,549.53	0.00	262,765.88
74621Alcohol/Drug grant - MHRB	189,748.71	0.00	0.00	62,849.15	126,899.56	0.00	0.00
7462221st Century Cures Grant	157,890.06	0.00	0.00	3,679.22	154,210.84	0.00	260.22
74623BHCJ Linkage Grant	35,600.00	0.00	0.00	0.00	35,600.00	0.00	0.00
74624Addiction Treatment Program Gr	41,122.25	0.00	0.00	247.00	40,875.25	0.00	247.00
74631Mental Health grant - MHRB	446,336.84	0.00	0.00	144,700.56	301,636.28	0.00	67,908.47
74632ODMH Title XX	0.00	0.00	10,484.00	0.00	10,484.00	0.00	0.00
74633Opportunities for OH w/ Disabi	55,750.76	0.00	23,368.32	43,631.41	35,487.67	0.00	20,258.67
74634Federal AoD MHRB	84,953.15	0.00	0.00	27,907.69	57,045.46	0.00	0.00
74635Federal MH - MHRB	17,632.00	0.00	0.00	6,881.40	10,750.60	0.00	0.00
74638Medicaid - Match	0.00	0.00	0.00	0.00	0.00	0.00	0.00
74640Medicaid - ODMH	0.00	0.00	0.00	0.00	0.00	0.00	0.00
74641OH PREVENTION WELLNESS GRAI	24,800.00	0.00	0.00	0.00	24,800.00	0.00	0.00
74643Whole Child Matters grant MHRB	75,965.74	0.00	0.00	53,515.56	22,450.18	0.00	0.00
74645Ottawa County FCFC HMG Fund	36,439.54	0.00	0.00	36,439.54	0.00	0.00	0.00
74650MHRB - Donations	10,176.06	0.00	0.00	0.00	10,176.06	0.00	0.00
74811Family &Children First- Gen Op	0.00	0.00	0.00	0.00	0.00	0.00	0.00
74822Help Me Grow	0.00	0.00	0.00	0.00	0.00	0.00	0.00
74825Care A Van	0.00	0.00	0.00	0.00	0.00	0.00	0.00
74826Shared Beginnings	0.00	0.00	0.00	0.00	0.00	0.00	0.00
74827PFS Grant	0.00	0.00	0.00	0.00	0.00	0.00	0.00
74828TYLER DAUGHERTY SSI Fund	0.00	0.00	0.00	0.00	0.00	0.00	0.00
75110State of Ohio	0.00	-4,209.90	9,159.10	9,159.10	0.00	-4,209.90	0.00
75111 Forfeited Monies	30,532.67	0.00	0.00	0.00	30,532.67	0.00	0.00
75121School Land Rentals	0.00	-1,349.80	0.00	0.00	0.00	-1,349.80	0.00
75131Worker's Compensation	0.00	0.00	0.00	0.00	0.00	0.00	0.00
75141Ohio Housing Trust	53,030.60	0.00	26,079.20	100.00	79,009.80	0.00	0.00
75151Public Defender Fees	0.00	0.00	2,664.06	2,665.06	0.00	-1.00	0.00
76000Berlin Township	39.92	0.00	228,476.74	228,476.74	39.92	0.00	0.00
76002Florence Township	0.00	0.00	176,849.52	176,849.52	0.00	0.00	0.00
76003Groton Township	0.00	0.00	128,450.09	128,450.09	0.00	0.00	0.00
76004Huron Township	0.00	0.00	410,795.87	410,795.87	0.00	0.00	0.00

Monthly Financial Report

For Month ending March 31, 2018

<u>Fund</u>	<u>Balance 3/01/2018</u>	<u>Overdrafts 3/01/2018</u>	<u>Receipts for March</u>	<u>Disbursements March</u>	<u>Balance 3/31/2018</u>	<u>Overdrafts 3/31/2018</u>	<u>Warrants Outstanding</u>
76005Margaretta Township	0.00	-149,999.97	667,107.04	517,107.04	0.03	0.00	0.00
76006Milan Township	0.00	0.00	324,736.04	324,736.04	0.00	0.00	0.00
76007Oxford Township	0.00	0.00	114,524.80	114,524.80	0.00	0.00	0.00
76008Perkins Township	0.00	-1,360,000.00	3,098,791.88	1,738,791.88	0.00	0.00	0.00
76009Vermilion Township	0.00	0.00	333,631.79	333,631.79	0.00	0.00	0.00
76020Bellevue City School District	0.00	0.00	462,196.43	462,196.43	0.00	0.00	11,318.55
76021Edison LSD	0.00	-1,750,000.00	4,178,038.12	2,428,038.12	0.00	0.00	0.00
76022Firelands LSD	0.00	-350,002.21	1,031,053.87	681,053.87	0.00	-2.21	0.00
76023Huron City School District	0.00	-2,500,000.00	6,064,726.42	3,564,726.42	0.00	0.00	201,868.12
76024Kelleys Island LSD	0.00	0.00	306,557.15	306,557.15	0.00	0.00	0.00
76025Margaretta LSD	0.00	-1,275,000.00	2,656,404.03	1,381,404.03	0.00	0.00	0.00
76026Monroeville LSD	0.00	0.00	121,204.21	121,204.21	0.00	0.00	0.00
76027Perkins LSD	0.00	-4,000,000.00	9,439,074.77	5,439,074.77	0.00	0.00	0.00
76028Sandusky City School District	0.00	-4,699,319.11	12,448,338.02	7,748,338.02	680.89	0.00	0.00
76029Vermilion City School District	0.00	-2,500,000.00	5,141,662.95	2,641,662.95	0.00	0.00	0.00
76030Western Reserve LSD	0.00	0.00	3,344.34	3,344.34	0.00	0.00	0.00
76031EHOVE Joint Vocational School	0.00	-1,050,000.00	2,612,693.71	1,562,693.71	0.00	0.00	0.00
76032Lorain Co Joint Vocational SD	0.01	0.00	72,633.68	72,633.68	0.01	0.00	0.00
76050Bay View Village	0.43	0.00	110,224.67	110,224.67	0.43	0.00	0.00
76051Berlin Heights Village	0.00	0.00	134,588.62	134,588.62	0.00	0.00	0.00
76052Castalia Village	0.00	-0.06	71,987.83	71,987.83	0.00	-0.06	0.00
76053Kelleys Island Village	0.00	0.00	323,465.85	323,465.85	0.00	0.00	323,465.85
76054Milan Village	0.00	0.00	85,600.74	85,600.74	0.00	0.00	0.00
76059Bellevue City	0.00	0.00	329.97	329.97	0.00	0.00	0.00
76060Huron City	0.00	-200,062.35	593,202.93	393,198.77	0.00	-58.19	393,198.77
76061Sandusky City	0.00	-680.89	1,643,876.85	1,643,876.85	0.00	-680.89	1,643,876.85
76062Vermilion City	3.00	0.00	736,297.67	736,295.94	4.73	0.00	0.00
76070Vermilion River Ambulance Dist	0.00	0.00	66,609.86	66,609.86	0.00	0.00	67,433.25
76080Clerk of Ct Landbank fees	0.00	0.00	30,457.67	30,457.67	0.00	0.00	0.00
76090Foreign Settlements	0.00	-21.26	3,199.98	3,199.98	0.00	-21.26	40.44
76100Township Resurfacing	0.00	0.00	0.00	0.00	0.00	0.00	0.00
77000Payroll Clearing	0.00	-896.44	1,365,918.21	1,371,952.53	0.00	-6,930.76	15,710.44
77010Federal Taxes	0.00	0.00	0.00	0.00	0.00	0.00	0.00
77020State Withholding Taxes	0.00	0.00	0.00	0.00	0.00	0.00	0.00
77030Cities Income Taxes	0.00	0.00	0.00	0.00	0.00	0.00	0.00
77040Child Support	0.00	0.00	0.00	0.00	0.00	0.00	0.00
77045OPERS	0.00	0.00	0.00	0.00	0.00	0.00	0.00
77050STRS	0.00	0.00	0.00	0.00	0.00	0.00	0.00
77055Deferred Compensation	0.00	0.00	0.00	0.00	0.00	0.00	0.00
77060Insurance Premiums	0.00	0.00	0.00	0.00	0.00	0.00	0.00
77065Court Costs	0.00	0.00	0.00	0.00	0.00	0.00	0.00
77070Savings Bonds	0.00	0.00	0.00	0.00	0.00	0.00	0.00
77075Union Dues	0.00	0.00	0.00	0.00	0.00	0.00	0.00
77080United Way	0.00	0.00	0.00	0.00	0.00	0.00	0.00
77120FSA Fund	0.00	-9,557.64	11,058.78	16,650.42	0.00	-15,149.28	0.00
77130County HSA Fund	350.17	0.00	25,702.66	23,716.00	2,336.83	0.00	0.00


Monthly Financial Report

For Month ending March 31, 2018


<u>Fund</u>	<u>Balance 3/01/2018</u>	<u>Overdrafts 3/01/2018</u>	<u>Receipts for March</u>	<u>Disbursements March</u>	<u>Balance 3/31/2018</u>	<u>Overdrafts 3/31/2018</u>	<u>Warrants Outstanding</u>
77140DD HSA Fund	0.00	0.00	7,055.40	7,055.40	0.00	0.00	0.00
78000Recorder's Escrow Fund	10,980.92	0.00	8,489.20	6,526.30	12,943.82	0.00	0.00
78100ARSON OFFENDER REGISTRY	0.00	0.00	0.00	0.00	0.00	0.00	0.00
79999Depreciation	0.00	0.00	0.00	0.00	0.00	0.00	0.00
90010Treasurer Investments	0.00	0.00	0.00	0.00	0.00	0.00	0.00
90020Treasurer Interest Earned	42,317.23	0.00	122,526.94	44,268.48	120,575.69	0.00	0.00
Total	138,181,638.27	-20,952,188.31	85,562,171.30	120,641,964.04	83,200,649.30	-1,050,992.08	3,980,345.02


Balance Less Overdraft	117,229,449.96	82,149,657.22
Outstanding Warrants	1,602,990.06	3,980,345.02
Total	118,832,440.02	86,130,002.24

County Treasury	290,544.21	83,895.18
County Depository	118,541,895.81	86,046,107.06
Total	118,832,440.02	86,130,002.24


 Office, Erie County Auditor
 Sandusky, OH April 2, 2018

It is hereby certified, that the foregoing is a true and accurate statement of the Finances of Erie County Auditor of the month of March 31, 2018 showing the balance on hand in each Fund and account at the beginning of the month, the amount received to each, the amount disbursed from each, the balance remaining to the credit of each, and the balance of money in the Treasury and Depository.


 Auditor


 Treasurer

MARCH 2018

TREASURER DATA:

TOTAL OF ALL ACCOUNTS PER TREASURER	86,046,107.06
TOTAL TREASURER OFFICE CASH	<u>83,895.18</u>
TOTAL CASH PER TREASURER	<u>86,130,002.24</u>

AUDITOR DATA:

BALANCE PER HARRIS	83,200,649.30
TOTAL OUTSTANDING WARRANTS	3,980,345.02
OVERDRAFTS	<u>-1,050,992.08</u>
TOTAL CASH PER AUDITOR	<u>86,130,002.24</u>

DIFFERENCE (AUD-TRS)	<u>0.00</u>
-----------------------------	-------------