



# Monthly Financial Report

For Month ending May 31,2018

<u>Fund</u>	<u>Balance 5/01/2018</u>	<u>Overdrafts 5/01/2018</u>	<u>Receipts for May</u>	<u>Disbursements May</u>	<u>Balance 5/31/2018</u>	<u>Overdrafts 5/31/2018</u>	<u>Warrants Outstanding</u>
22511Formula - B-F-15-1AU-1	2.67	0.00	78.95	0.00	81.62	0.00	0.00
22512Formula B-F-04-021-1	0.00	0.00	0.00	0.00	0.00	0.00	0.00
22513B-F-05-021-1	0.00	0.00	0.00	0.00	0.00	0.00	0.00
22514Formula Grant BF13-1AU-1	0.00	0.00	0.00	0.00	0.00	0.00	0.00
22515Formula BF 14-1AU-1	0.00	0.00	0.00	0.00	0.00	0.00	0.00
22516Formula Grant BF 16-1AU-1	0.00	-19,044.43	130.63	19,247.42	0.00	-38,161.22	3,739.13
22517Formula BF 08-221-1	0.00	0.00	0.00	0.00	0.00	0.00	0.00
225182009 Formula CDBG	0.00	0.00	0.00	0.00	0.00	0.00	0.00
22519CDBG 2010 Grant	0.00	0.00	0.00	0.00	0.00	0.00	0.00
22520CDBG	0.00	0.00	0.00	0.00	0.00	0.00	0.00
22521FORMULA B-F-11-021-1	0.00	0.00	0.00	0.00	0.00	0.00	0.00
22522NEIGHBORHOOD REV B-NR-11-1AL	0.00	0.00	0.00	0.00	0.00	0.00	0.00
22523NEIGHBORHOOD INITIATIVE PRGM	0.00	0.00	0.00	0.00	0.00	0.00	0.00
22531CHIP GRANT 2013	1,807.75	0.00	0.00	0.00	1,807.75	0.00	0.00
22532CHIP 2014	0.00	-1,050.56	0.00	0.00	0.00	-1,050.56	0.00
22533CHIP 2017	0.00	-22,494.80	64,004.00	24,090.90	17,418.30	0.00	0.00
22534CHIP B-C-04-021-2	0.00	0.00	0.00	0.00	0.00	0.00	0.00
22535CHIP B-C-06-021-1	0.00	0.00	0.00	0.00	0.00	0.00	0.00
22536CHIP B-C-06-021-2	0.00	0.00	0.00	0.00	0.00	0.00	0.00
22537CHIP FY 2010	0.00	0.00	0.00	0.00	0.00	0.00	0.00
22540Development Rotary	248,455.90	0.00	95,102.71	417.21	343,141.40	0.00	0.00
22590COMMRS ECONOMIC DEV	0.00	0.00	0.00	0.00	0.00	0.00	0.00
22601LEAD REMOVAL GRANT	0.00	0.00	0.00	0.00	0.00	0.00	0.00
226022016 LEAD REMOVAL GRANT	0.00	-3,292.41	45.74	628.98	0.00	-3,875.65	0.00
22605Neighbor Stabilization	0.00	0.00	0.00	0.00	0.00	0.00	0.00
22631ODH/OEPA Sewage	0.00	0.00	0.00	0.00	0.00	0.00	0.00
22632ODH/OEPA Sewage 2014	0.00	0.00	0.00	0.00	0.00	0.00	0.00
22710Community Rotary	4,650.32	0.00	0.00	0.00	4,650.32	0.00	0.00
22720Abatements	17,782.13	0.00	0.00	0.00	17,782.13	0.00	0.00
22730Housing Revolving Loan	136,573.53	0.00	150.56	0.00	136,724.09	0.00	0.00
228002203.201 (A) Computers	11,311.96	0.00	286.50	0.00	11,598.46	0.00	0.00
228102303.201 (B) Computers	53,409.55	0.00	2,877.72	0.00	56,287.27	0.00	0.00
22820Probate- Computerization	41,081.25	0.00	540.00	0.00	41,621.25	0.00	0.00
22825Probate Legal Research	0.00	-202.08	189.00	0.00	0.00	-13.08	0.00
22830Juvenile- Computerization	5,301.73	0.00	164.00	0.00	5,465.73	0.00	0.00
22850Special Proj-TONE	44,363.14	0.00	1,086.53	0.00	45,449.67	0.00	0.00
22851Spec Proj-Binette	24,977.52	0.00	1,410.85	0.00	26,388.37	0.00	0.00
22852Domestic Spec Proj-Tone	2,204.39	0.00	630.99	0.00	2,835.38	0.00	0.00
22853Domestic Spec Proj- Binette	9,059.35	0.00	625.00	0.00	9,684.35	0.00	0.00
22854Foreclosure Action-Tone	5,776.19	0.00	3,600.00	0.00	9,376.19	0.00	0.00
22855Foreclosure Action-Binette	36,808.58	0.00	2,250.00	0.00	39,058.58	0.00	0.00
22856Spec Projects McGookey	1,939.72	0.00	0.00	0.00	1,939.72	0.00	0.00
22857Domestic Spec Proj McGookey	50.00	0.00	0.00	0.00	50.00	0.00	0.00
22858Foreclosure Spec Proj McGookey	0.00	0.00	0.00	0.00	0.00	0.00	0.00
23010Felony Delinq Care/Custody	472,597.37	0.00	0.00	62,067.27	410,530.10	0.00	7,786.16
23020Juvenile Indiq Driver Alcohol	46,730.12	0.00	4.20	0.00	46,734.32	0.00	0.00



















**Monthly Financial Report**  
For Month ending May 31,2018

<u>Fund</u>	<u>Balance 5/01/2018</u>	<u>Overdrafts 5/01/2018</u>	<u>Receipts for May</u>	<u>Disbursements May</u>	<u>Balance 5/31/2018</u>	<u>Overdrafts 5/31/2018</u>	<u>Warrants Outstanding</u>
76005Margaretta Township	0.03	0.00	0.00	0.00	0.03	0.00	0.00
76006Milan Township	0.00	0.00	0.00	0.00	0.00	0.00	0.00
76007Oxford Township	0.00	0.00	0.00	0.00	0.00	0.00	0.00
76008Perkins Township	0.00	0.00	0.00	0.00	0.00	0.00	0.00
76009Vermilion Township	0.00	0.00	0.00	0.00	0.00	0.00	0.00
76020Bellevue City School District	0.00	0.00	0.00	0.00	0.00	0.00	0.00
76021Edison LSD	0.00	0.00	88.20	88.20	0.00	0.00	0.00
76022Firelands LSD	0.00	-2.21	0.00	0.00	0.00	-2.21	0.00
76023Huron City School District	0.00	0.00	3,019.04	3,019.04	0.00	0.00	0.00
76024Kelleys Island LSD	0.00	0.00	0.00	0.00	0.00	0.00	0.00
76025Margaretta LSD	0.00	0.00	1,833.93	1,833.93	0.00	0.00	0.00
76026Monroeville LSD	0.00	0.00	0.00	0.00	0.00	0.00	0.00
76027Perkins LSD	0.00	0.00	0.00	0.00	0.00	0.00	0.00
76028Sandusky City School District	680.89	0.00	35.00	35.00	680.89	0.00	0.00
76029Vermilion City School District	0.00	0.00	0.00	0.00	0.00	0.00	0.00
76030Western Reserve LSD	0.00	0.00	0.00	0.00	0.00	0.00	0.00
76031EHOVE Joint Vocational School	0.00	0.00	0.00	0.00	0.00	0.00	0.00
76032Lorain Co Joint Vocational SD	0.01	0.00	0.00	0.00	0.01	0.00	0.00
76050Bay View Village	0.43	0.00	0.00	0.00	0.43	0.00	0.00
76051Berlin Heights Village	0.00	0.00	0.00	0.00	0.00	0.00	0.00
76052Castalia Village	0.00	-0.06	0.00	0.00	0.00	-0.06	0.00
76053Kelleys Island Village	0.00	0.00	0.00	0.00	0.00	0.00	0.00
76054Milan Village	0.00	0.00	0.00	0.00	0.00	0.00	0.00
76059Bellevue City	0.00	0.00	0.00	0.00	0.00	0.00	0.00
76060Huron City	0.00	-50.19	0.00	0.00	0.00	-50.19	0.00
76061Sandusky City	0.00	-680.89	0.00	0.00	0.00	-680.89	0.00
76062Vermilion City	6.92	0.00	3.86	0.00	10.78	0.00	0.00
76070Vermilion River Ambulance Dist	0.00	0.00	0.00	0.00	0.00	0.00	67,458.40
76080Clerk of Ct Landbank fees	0.00	0.00	0.00	0.00	0.00	0.00	0.00
76090Foreign Settlements	0.00	-21.26	0.00	0.00	0.00	-21.26	0.00
76100Township Resurfacing	87,700.00	0.00	776,350.00	0.00	864,050.00	0.00	0.00
77000Payroll Clearing	0.00	-2,427.17	1,363,085.59	1,404,632.20	0.00	-43,973.78	35,163.36
77010Federal Taxes	0.00	0.00	0.00	0.00	0.00	0.00	0.00
77020State Withholding Taxes	0.00	0.00	0.00	0.00	0.00	0.00	0.00
77030Cities Income Taxes	0.00	0.00	0.00	0.00	0.00	0.00	0.00
77040Child Support	0.00	0.00	0.00	0.00	0.00	0.00	0.00
77045OPERS	0.00	0.00	0.00	0.00	0.00	0.00	0.00
77050STRS	0.00	0.00	0.00	0.00	0.00	0.00	0.00
77055Deferred Compensation	0.00	0.00	0.00	0.00	0.00	0.00	0.00
77060Insurance Premiums	0.00	0.00	0.00	0.00	0.00	0.00	0.00
77065Court Costs	0.00	0.00	0.00	0.00	0.00	0.00	0.00
77070Savings Bonds	0.00	0.00	0.00	0.00	0.00	0.00	0.00
77075Union Dues	0.00	0.00	0.00	0.00	0.00	0.00	0.00
77080United Way	0.00	0.00	0.00	0.00	0.00	0.00	0.00
77120FSA Fund	0.00	-22,550.53	10,963.53	9,676.48	0.00	-21,263.48	0.00
77130County HSA Fund	0.00	-283.18	23,273.00	23,389.66	0.00	-399.84	0.00


## Monthly Financial Report

For Month ending May 31,2018



<u>Fund</u>	<u>Balance 5/01/2018</u>	<u>Overdrafts 5/01/2018</u>	<u>Receipts for May</u>	<u>Disbursements May</u>	<u>Balance 5/31/2018</u>	<u>Overdrafts 5/31/2018</u>	<u>Warrants Outstanding</u>
77140DD HSA Fund	0.00	0.00	3,813.74	3,813.74	0.00	0.00	0.00
78000Recorder's Escrow Fund	11,745.92	0.00	11,099.40	11,700.10	11,145.22	0.00	0.00
78100ARSON OFFENDER REGISTRY	0.00	0.00	0.00	0.00	0.00	0.00	0.00
79999Depreciation	0.00	0.00	0.00	0.00	0.00	0.00	0.00
90010Treasurer Investments	0.00	0.00	0.00	0.00	0.00	0.00	0.00
90020Treasurer Interest Earned	94,888.61	0.00	175,329.67	94,888.61	175,329.67	0.00	0.00
<b>Total</b>	<b>84,435,541.27</b>	<b>-1,110,408.49</b>	<b>12,950,026.94</b>	<b>14,623,892.23</b>	<b>82,763,972.19</b>	<b>-1,112,704.70</b>	<b>3,580,745.67</b>

Balance Less Overdraft	83,325,132.78	81,651,267.49
Outstanding Warrants	2,822,652.51	3,580,745.67
<b>Total</b>	<b>86,147,785.29</b>	<b>85,232,013.16</b>

County Treasury	74,263.24	51,516.53
County Depository	86,073,522.05	85,180,496.63
<b>Total</b>	<b>86,147,785.29</b>	<b>85,232,013.16</b>

  
 \_\_\_\_\_ Office, Erie County Auditor  
 Sandusky, OH June 1,2018

It is hereby certified, that the foregoing is a true and accurate statement of the Finances of Erie County Auditor of the month of May 31,2018 showing the balance on hand in each Fund and account at the beginning of the month, the amount received to each, the amount disbursed from each, the balance remaining to the credit of each, and the balance of money in the Treasury and Depository.

 _____ Auditor	 _____ Treasurer
--	---

**MAY 2018**

**TREASURER DATA:**

TOTAL OF ALL ACCOUNTS PER TREASURER	85,180,496.63
TOTAL TREASURER OFFICE CASH	<u>51,516.53</u>
TOTAL CASH PER TREASURER	<u>85,232,013.16</u>

**AUDITOR DATA:**

BALANCE PER HARRIS	82,763,972.19
TOTAL OUTSTANDING WARRANTS	3,580,745.67
OVERDRAFTS	<u>-1,112,704.70</u>
TOTAL CASH PER AUDITOR	<u>85,232,013.16</u>

<b>DIFFERENCE (AUD-TRS)</b>	<u>0.00</u>
-----------------------------	-------------