

Monthly Financial Report

For Month ending August 31, 2018

<u>Fund</u>	<u>Balance</u> <u>8/01/2018</u>	<u>Overdrafts</u> <u>8/01/2018</u>	<u>Receipts for</u> <u>August</u>	<u>Disbursements</u> <u>August</u>	<u>Balance</u> <u>8/31/2018</u>	<u>Overdrafts</u> <u>8/31/2018</u>	<u>Warrants</u> <u>Outstanding</u>
10100General Operating	7,149,726.16	0.00	4,641,383.36	2,495,846.22	9,295,263.30	0.00	47,403.69
10110General Operating Reserve	2,500,000.00	0.00	0.00	0.00	2,500,000.00	0.00	0.00
10120Medicaid Sales Tx Transition f	307,315.44	0.00	92,987.06	0.00	400,302.50	0.00	0.00
10200Unclaimed Monies	458,000.38	0.00	60,258.34	99,473.97	418,784.75	0.00	100,818.07
10310Ditch Operations/Maintenance	348,724.31	0.00	96,691.60	21,201.77	424,214.14	0.00	4,382.65
10311Brenner Jt Co Ditch-Sand.Cty	0.00	0.00	58.71	0.00	58.71	0.00	0.00
10312Karbler Jt ditch- Sandusky Co	0.00	0.00	84.63	0.00	84.63	0.00	0.00
10313Wahl Jt. ditch-Sandusky County	0.00	0.00	32.17	0.88	31.29	0.00	0.00
10410Sheriff Policing & SRO	16,101.98	0.00	27,345.51	40,021.15	3,426.34	0.00	0.00
10411Sheriff Revolve-BGSU	0.00	0.00	0.00	0.00	0.00	0.00	0.00
10412North Point Educational School	0.00	0.00	0.00	0.00	0.00	0.00	0.00
10413Sheriffs Dispatching	0.00	-62,943.62	36,437.33	49,229.26	0.00	-75,735.55	0.00
10414EHOVE Policing Rotary Fund	0.00	0.00	0.00	0.00	0.00	0.00	0.00
10415Special Duty Policing Rotary	0.00	0.00	0.00	0.00	0.00	0.00	0.00
10416Huron Dispatch Rotary Fund	0.00	0.00	0.00	0.00	0.00	0.00	0.00
10417PERKINS TOWNSHIP DISPATCHING	0.00	0.00	0.00	0.00	0.00	0.00	0.00
10418Townsend Comm. Resource Officr	0.00	0.00	0.00	0.00	0.00	0.00	0.00
10419Security Details	0.00	-3,454.72	38,121.81	30,430.68	4,236.41	0.00	205.25
10510Recorder Equipment	129,690.20	0.00	6,930.00	945.93	135,674.27	0.00	0.00
20110DD - Operating	5,385,660.99	0.00	3,052,726.12	417,490.43	8,020,896.68	0.00	22,426.59
20120Federal Stimulus Money	0.17	0.00	0.00	0.00	0.17	0.00	0.00
20121Help Me Grow - DD	362,716.01	0.00	18,407.77	20,036.48	361,087.30	0.00	1,117.08
20122Ohio Early Start	0.00	0.00	0.00	0.00	0.00	0.00	0.00
20123Grant	0.00	0.00	0.00	0.00	0.00	0.00	0.00
20124Grant	0.00	0.00	0.00	0.00	0.00	0.00	0.00
20125Grant	0.00	0.00	0.00	0.00	0.00	0.00	0.00
20131Cap Contingency Reserve	225,017.63	0.00	0.00	3,885.63	221,132.00	0.00	1,783.13
20140Residential/Waiver Serv	242,527.73	0.00	0.00	0.00	242,527.73	0.00	0.00
20150DD Donations	148,265.19	0.00	0.00	100.54	148,164.65	0.00	0.00
20410Public Assistance	490,876.72	0.00	502,730.33	500,372.89	493,234.16	0.00	90,500.20
20411Workforce Investment Act	147,805.69	0.00	30,963.89	58,850.11	119,919.47	0.00	348.14
20510Childrens Services	826,125.43	0.00	531,768.76	177,763.86	1,180,130.33	0.00	9,208.73
20710Child Supp Enforcement Agency	897,137.90	0.00	201,164.41	98,156.45	1,000,145.86	0.00	6,571.31
21010Certificate of Title Admin	326,931.30	0.00	36,971.99	21,358.31	342,544.98	0.00	0.00
21210Dog & Kennel Operating	259,110.35	0.00	3,666.00	18,650.37	244,125.98	0.00	523.53
21220Dog & Kennel Donations	34,849.72	0.00	738.00	282.34	35,305.38	0.00	0.00
21310Real Estate Assessment	432,666.50	0.00	653,410.34	89,296.62	996,780.22	0.00	0.00
21510Motor Vehicle Lic & Gas Tax	2,580,815.60	0.00	453,940.22	436,992.20	2,597,763.62	0.00	29,629.88
21520Engineer - Federal	0.00	0.00	0.00	0.00	0.00	0.00	0.00
21521SCRAP TIRE GRANT 2010	0.00	0.00	0.00	0.00	0.00	0.00	0.00
21522Eng-Fed Heywood Rd.	0.00	0.00	0.00	0.00	0.00	0.00	0.00
21523Eng - Fed Flo Wake	0.00	0.00	0.00	0.00	0.00	0.00	0.00
21524Eng. Fed - Old Railroad	0.00	0.00	0.00	0.00	0.00	0.00	0.00
21525Eng Fed - Strub/Columb	0.00	0.00	0.00	0.00	0.00	0.00	0.00
22010Delinq Real Estate Treasurer	364,884.74	0.00	34,752.68	7,955.77	391,681.65	0.00	1,725.00
22011Delinq Real Estate Prosecuror	47,481.75	0.00	26,207.84	12,066.88	61,622.71	0.00	0.00

Monthly Financial Report

For Month ending August 31, 2018

<u>Fund</u>	<u>Balance</u> <u>8/01/2018</u>	<u>Overdrafts</u> <u>8/01/2018</u>	<u>Receipts for</u> <u>August</u>	<u>Disbursements</u> <u>August</u>	<u>Balance</u> <u>8/31/2018</u>	<u>Overdrafts</u> <u>8/31/2018</u>	<u>Warrants</u> <u>Outstanding</u>
22501Housing B-L-04-021-1	0.00	0.00	0.00	0.00	0.00	0.00	0.00
22502B-L-05-021-1	0.00	0.00	0.00	0.00	0.00	0.00	0.00
22510B-F 02-021-1	0.00	0.00	0.00	0.00	0.00	0.00	0.00
22511Formula - B-F-15-1AU-1	2.67	0.00	0.00	0.00	2.67	0.00	0.00
22512Formula B-F-04-021-1	0.00	0.00	0.00	0.00	0.00	0.00	0.00
22513B-F-05-021-1	0.00	0.00	0.00	0.00	0.00	0.00	0.00
22514Formula Grant BF13-1AU-1	0.00	0.00	0.00	0.00	0.00	0.00	0.00
22515Formula BF 14-1AU-1	0.00	0.00	0.00	0.00	0.00	0.00	0.00
22516Formula Grant BF 16-1AU-1	0.00	-43,773.58	0.00	22,850.02	0.00	-66,623.60	0.00
225172017 Formula BF18-1AU-1	0.00	0.00	0.00	0.00	0.00	0.00	0.00
225182009 Formula CDBG	0.00	0.00	0.00	0.00	0.00	0.00	0.00
22519CDBG 2010 Grant	0.00	0.00	0.00	0.00	0.00	0.00	0.00
22520CDBG	0.00	0.00	0.00	0.00	0.00	0.00	0.00
22521FORMULA B-F-11-021-1	0.00	0.00	0.00	0.00	0.00	0.00	0.00
22522NEIGHBORHOOD REV B-NR-11-1AU	0.00	0.00	0.00	0.00	0.00	0.00	0.00
22523NEIGHBORHOOD INITIATIVE PRGM	0.00	0.00	0.00	0.00	0.00	0.00	0.00
22531CHIP GRANT 2013	1,807.75	0.00	0.00	0.00	1,807.75	0.00	0.00
22532CHIP 2014	0.00	-1,050.56	0.00	0.00	0.00	-1,050.56	0.00
22533CHIP 2017	0.00	-71,406.24	121,618.61	159,278.68	0.00	-109,066.31	0.00
22534CHIP B-C-04-021-2	0.00	0.00	0.00	0.00	0.00	0.00	0.00
22535CHIP B-C-06-021-1	0.00	0.00	0.00	0.00	0.00	0.00	0.00
22536CHIP B-C-06-021-2	0.00	0.00	0.00	0.00	0.00	0.00	0.00
22537CHIP FY 2010	0.00	0.00	0.00	0.00	0.00	0.00	0.00
22540Development Rotary	344,726.45	0.00	1,889.68	260.75	346,355.38	0.00	0.00
22590COMMRS ECONOMIC DEV	0.00	0.00	0.00	0.00	0.00	0.00	0.00
22601LEAD REMOVAL GRANT	0.00	0.00	0.00	0.00	0.00	0.00	0.00
226022016 LEAD REMOVAL GRANT	0.00	-4,921.20	5,630.22	587.32	121.70	0.00	0.00
22605Neighbor Stabilization	0.00	0.00	0.00	0.00	0.00	0.00	0.00
22631ODH/OEPA Sewage	0.00	0.00	0.00	0.00	0.00	0.00	0.00
22632ODH/OEPA Sewage 2014	0.00	0.00	0.00	0.00	0.00	0.00	0.00
22710Community Rotary	4,650.32	0.00	0.00	0.00	4,650.32	0.00	0.00
22720Abatements	17,782.13	0.00	500.00	0.00	18,282.13	0.00	0.00
22730Housing Revolving Loan	152,493.50	0.00	184.69	0.00	152,678.19	0.00	0.00
228002203.201 (A) Computers	12,312.50	0.00	280.00	0.00	12,592.50	0.00	0.00
228102303.201 (B) Computers	0.00	-472.54	3,401.67	0.00	2,929.13	0.00	0.00
22820Probate- Computerization	42,911.25	0.00	680.00	0.00	43,591.25	0.00	0.00
22825Probate Legal Research	347.84	0.00	231.00	0.00	578.84	0.00	0.00
22830Juvenile- Computerization	1,771.73	0.00	377.00	0.00	2,148.73	0.00	0.00
22850Special Proj-TONE	48,764.77	0.00	1,420.00	0.00	50,184.77	0.00	0.00
22851Spec Proj-Binette	29,856.41	0.00	1,480.07	0.00	31,336.48	0.00	0.00
22852Domestic Spec Proj-Tone	4,185.38	0.00	615.08	0.00	4,800.46	0.00	0.00
22853Domestic Spec Proj- Binette	11,054.19	0.00	650.00	0.00	11,704.19	0.00	0.00
22854Foreclosure Action-Tone	14,376.19	0.00	1,200.00	0.00	15,576.19	0.00	0.00
22855Foreclosure Action-Binette	45,108.58	0.00	1,200.00	0.00	46,308.58	0.00	0.00
22856Spec Projects McGooley	2,082.42	0.00	108.76	0.00	2,191.18	0.00	0.00
22857Domestic Spec Proj McGooley	50.00	0.00	0.00	0.00	50.00	0.00	0.00

Monthly Financial Report

For Month ending August 31, 2018

<u>Fund</u>	<u>Balance 8/01/2018</u>	<u>Overdrafts 8/01/2018</u>	<u>Receipts for August</u>	<u>Disbursements August</u>	<u>Balance 8/31/2018</u>	<u>Overdrafts 8/31/2018</u>	<u>Warrants Outstanding</u>
24836Hazard Mitigation 2016 FEMA	0.00	0.00	0.00	0.00	0.00	0.00	0.00
24837FY 09 Homeland Security Grant	0.00	0.00	0.00	0.00	0.00	0.00	0.00
24838FY 10 Homeland Security Grant	0.00	0.00	0.00	0.00	0.00	0.00	0.00
24839FY 11 Homeland Security Grant	0.00	0.00	0.00	0.00	0.00	0.00	0.00
24841Local Emergency Planning	34,115.30	0.00	24,474.00	46.28	58,543.02	0.00	0.00
24851Hazmat	81,301.94	0.00	1,805.51	0.00	83,107.45	0.00	0.00
24861E911 Repair/Replacement	319,028.92	0.00	0.00	69.07	318,959.85	0.00	0.00
24865E911 Wireless	489,772.47	0.00	24,084.10	6,644.37	507,212.20	0.00	2,840.40
24901Ohio Scenic Byway Grant	0.00	0.00	0.00	0.00	0.00	0.00	0.00
255112015 SANE GRANT	481.95	0.00	0.00	0.00	481.95	0.00	0.00
255122016 SANE GRANT	0.00	0.00	0.00	0.00	0.00	0.00	0.00
2551305 VOCA Expansion I	0.00	0.00	0.00	0.00	0.00	0.00	0.00
255142019 SANE Rape Crisis	0.00	-2,031.34	22,112.07	3,825.32	16,255.41	0.00	152.00
25515Rape Crisis(SANE) 2018	168.20	0.00	0.00	0.00	168.20	0.00	0.00
25516VOCA 2007VAGENE046	0.00	0.00	0.00	0.00	0.00	0.00	0.00
25517VOCA 2007VAGENE046T	0.00	0.00	0.00	0.00	0.00	0.00	0.00
25518VOCA 2008 VAGENE 046T	0.00	0.00	0.00	0.00	0.00	0.00	0.00
255192010 VOCA Grant	0.00	0.00	0.00	0.00	0.00	0.00	0.00
25521VOCA Expansion 04	0.00	0.00	0.00	0.00	0.00	0.00	0.00
25522VOCA Expansion 05	0.00	0.00	0.00	0.00	0.00	0.00	0.00
25523VOCA-2005SAGENE046	0.00	0.00	0.00	0.00	0.00	0.00	0.00
25524VOCA 2007SAGENE046 EX	0.00	0.00	0.00	0.00	0.00	0.00	0.00
25525VOCA 2007SAGENE046T	0.00	0.00	0.00	0.00	0.00	0.00	0.00
25526VOCA 2008SAGENE046T	0.00	0.00	0.00	0.00	0.00	0.00	0.00
255272009 VOCA Supplemental Grant	0.00	0.00	0.00	0.00	0.00	0.00	0.00
25531VAWA 2016	0.00	0.00	0.00	0.00	0.00	0.00	0.00
25532VAWA 05 2004-WF-VA8-8114	0.00	0.00	0.00	0.00	0.00	0.00	0.00
25533VAWA 2001-WF-VA8-8114A	0.00	0.00	0.00	0.00	0.00	0.00	0.00
2553406 VAWA	0.00	0.00	0.00	0.00	0.00	0.00	0.00
25535VAWA 2007 GRANT	0.00	0.00	0.00	0.00	0.00	0.00	0.00
25536VAWA 2008 GRANT	0.00	0.00	0.00	0.00	0.00	0.00	0.00
25537VAWA FY 2009	0.00	0.00	0.00	0.00	0.00	0.00	0.00
25538VAWA 08 Supplemental	0.00	0.00	0.00	0.00	0.00	0.00	0.00
25539VAWA FY10	0.00	0.00	0.00	0.00	0.00	0.00	0.00
25541SANE 2017	14,316.25	0.00	3,792.00	3,539.72	14,568.53	0.00	861.44
255422014 Sane Grant	3,300.34	0.00	0.00	0.00	3,300.34	0.00	0.00
25551Donations - Victim Assistance	14,884.53	0.00	0.00	0.00	14,884.53	0.00	0.00
25555Local Match-Crime Vict.	0.00	0.00	0.00	0.00	0.00	0.00	0.00
255612019 VOCA GRANT	0.00	0.00	0.00	0.00	0.00	0.00	0.00
255622016 VOCA Grant	0.00	0.00	0.00	0.00	0.00	0.00	0.00
255632018 VOCA Grant	0.00	-31,584.48	22,902.24	9,168.39	0.00	-17,850.63	0.00
255642017 VOCA GRANT	4,198.65	0.00	0.00	0.00	4,198.65	0.00	0.00
255652015 VOCA GRANT	0.00	0.00	0.00	0.00	0.00	0.00	0.00
255712010 VOCA Supplemental Grant	0.00	0.00	0.00	0.00	0.00	0.00	0.00
255722019 SVAA Grant	0.00	0.00	0.00	0.00	0.00	0.00	0.00
255732018 SVAA grant	933.46	0.00	0.00	658.38	275.08	0.00	0.00

Monthly Financial Report

For Month ending August 31,2018

<u>Fund</u>	<u>Balance</u> <u>8/01/2018</u>	<u>Overdrafts</u> <u>8/01/2018</u>	<u>Receipts for</u> <u>August</u>	<u>Disbursements</u> <u>August</u>	<u>Balance</u> <u>8/31/2018</u>	<u>Overdrafts</u> <u>8/31/2018</u>	<u>Warrants</u> <u>Outstanding</u>
72610County 211 Health Dist	6,570.70	0.00	0.00	4,237.74	2,332.96	0.00	0.00
72710Behaviorial Health	0.00	0.00	0.00	0.00	0.00	0.00	0.00
73011MetroParks General	0.00	0.00	994,801.46	994,801.46	0.00	0.00	73,200.41
73021MetroParks Replacement	0.00	0.00	0.00	0.00	0.00	0.00	0.00
73022Metro Parks - OPWC	0.00	0.00	0.00	0.00	0.00	0.00	0.00
73023MetroParks - Grant	0.00	0.00	0.00	0.00	0.00	0.00	0.00
73031MetroParks Bond Retirement	0.00	0.00	0.00	0.00	0.00	0.00	0.00
73041MetroParks Donations	0.00	0.00	0.00	0.00	0.00	0.00	0.00
73051Sheriff Confiscated Funds	19,100.00	0.00	0.00	1,235.00	17,865.00	0.00	1,235.00
73511Erie Regional Planning	0.00	-68,002.95	21,318.56	35,562.25	0.00	-82,246.64	0.00
73520ERPC	14,060.80	0.00	100.00	0.00	14,160.80	0.00	0.00
73521Metro Planning Org	0.00	-65,946.50	21,325.29	97,040.49	0.00	-141,661.70	0.00
73731Soil & Water Conservation	46,978.96	0.00	0.00	33,047.31	13,931.65	0.00	778.50
73950Help Me Grow - FCFC	10,433.06	0.00	0.00	11,165.09	0.00	-732.03	11,165.09
73951General Ops - FCFC	78,886.82	0.00	0.00	2,640.97	76,245.85	0.00	225.00
73952CareAVan - FCFC	0.00	0.00	0.00	0.00	0.00	0.00	0.00
73953Engage Grant FCFC/Family Crt	15,241.94	0.00	0.00	0.00	15,241.94	0.00	0.00
74601MHRB - General Operating	3,563,768.17	0.00	1,077,477.88	474,938.41	4,166,307.64	0.00	216,116.29
74621Alcohol/Drug grant - MHRB	14,979.00	0.00	73,509.25	14,706.00	73,782.25	0.00	14,706.00
7462221st Century Cures Grant	1,495.91	0.00	0.00	10,674.16	0.00	-9,178.25	2,493.50
74623BHCJ Linkage Grant	13,793.59	0.00	0.00	3,096.06	10,697.53	0.00	0.00
74624Addiction Treatment Program Gr	29,604.40	0.00	0.00	5,235.10	24,369.30	0.00	1,311.47
74625OH Specialized Docket-MHRB	0.00	0.00	40,000.00	0.00	40,000.00	0.00	0.00
74631Mental Health grant - MHRB	0.00	0.00	242,893.75	0.00	242,893.75	0.00	0.00
74632ODMH Title XX	16,820.00	0.00	0.00	16,820.00	0.00	0.00	16,820.00
74633Opportunities for OH w/ Disabi	33,325.61	0.00	23,368.32	40,841.33	15,852.60	0.00	40,841.33
74634Federal AoD MHRB	0.00	0.00	84,907.25	0.00	84,907.25	0.00	0.00
74635Federal MH - MHRB	0.00	0.00	17,632.50	0.00	17,632.50	0.00	0.00
74638Medicaid - Match	0.00	0.00	0.00	0.00	0.00	0.00	0.00
74640Medicaid - ODMH	0.00	0.00	0.00	0.00	0.00	0.00	0.00
74641OH PREVENTION WELLNESS GRAI	24,800.00	0.00	24,800.00	0.00	49,600.00	0.00	0.00
74643Whole Child Matters grant MHRB	8,059.83	0.00	31,080.00	8,059.83	31,080.00	0.00	0.00
74645Ottawa County FCFC HMG Fund	0.00	0.00	0.00	0.00	0.00	0.00	0.00
74650MHRB - Donations	10,176.06	0.00	0.00	0.00	10,176.06	0.00	0.00
74811Family &Children First- Gen Op	0.00	0.00	0.00	0.00	0.00	0.00	0.00
74822Help Me Grow	0.00	0.00	0.00	0.00	0.00	0.00	0.00
74825Care A Van	0.00	0.00	0.00	0.00	0.00	0.00	0.00
74826Shared Beginnings	0.00	0.00	0.00	0.00	0.00	0.00	0.00
74827PFS Grant	0.00	0.00	0.00	0.00	0.00	0.00	0.00
74828TYLER DAUGHERTY SSI Fund	0.00	0.00	0.00	0.00	0.00	0.00	0.00
75110State of Ohio	0.00	-4,209.90	702.17	702.17	0.00	-4,209.90	0.00
75111 Forfeited Monies	30,532.67	0.00	0.00	0.00	30,532.67	0.00	0.00
75121School Land Rentals	0.00	-1,349.80	0.00	0.00	0.00	-1,349.80	0.00
75131Worker's Compensation	0.00	0.00	0.00	0.00	0.00	0.00	0.00
75141Ohio Housing Trust	30,510.90	0.00	29,561.20	0.00	60,072.10	0.00	0.00
75151Public Defender Fees	0.00	0.00	1,535.14	1,535.14	0.00	0.00	0.00

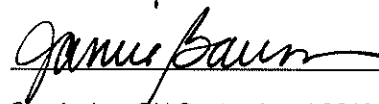
Monthly Financial Report

For Month ending August 31, 2018


<u>Fund</u>	<u>Balance 8/01/2018</u>	<u>Overdrafts 8/01/2018</u>	<u>Receipts for August</u>	<u>Disbursements August</u>	<u>Balance 8/31/2018</u>	<u>Overdrafts 8/31/2018</u>	<u>Warrants Outstanding</u>
77075Union Dues	0.00	0.00	0.00	0.00	0.00	0.00	0.00
77080United Way	0.00	0.00	0.00	0.00	0.00	0.00	0.00
77120FSA Fund	0.00	-21,772.40	10,140.75	7,299.92	0.00	-18,931.57	0.00
77130County HSA Fund	0.00	0.00	23,640.66	23,973.99	0.00	-333.33	0.00
77140DD HSA Fund	0.00	0.00	3,713.74	3,713.74	0.00	0.00	0.00
78000Recorder's Escrow Fund	11,817.32	0.00	14,889.30	12,212.70	14,493.92	0.00	0.00
78100ARSON OFFENDER REGISTRY	0.00	0.00	0.00	0.00	0.00	0.00	0.00
79999Depreciation	0.00	0.00	0.00	0.00	0.00	0.00	0.00
90010Treasurer Investments	0.00	0.00	0.00	0.00	0.00	0.00	0.00
90020Treasurer Interest Earned	150,975.07	0.00	92,384.26	150,975.07	92,384.26	0.00	0.00
Total	130,982,106.90	-6,808,036.15	69,748,568.18	105,965,519.37	89,444,849.21	-1,487,729.65	1,225,265.87

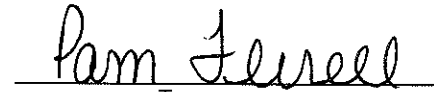
Balance Less Overdraft	124,174,070.75	87,957,119.56
Outstanding Warrants	1,713,911.09	1,225,265.87
Total	125,887,981.84	89,182,385.43

County Treasury	1,231,229.56	283,396.58
County Depository	124,656,752.28	88,898,208.85
Total	125,887,981.84	89,181,605.43


Office, Erie County Auditor
Sandusky, OH September 4, 2018

It is hereby certified, that the foregoing is a true and accurate statement of the Finances of Erie County Auditor of the month of August 31, 2018 showing the balance on hand in each Fund and account at the beginning of the month, the amount received to each, the amount disbursed from each, the balance remaining to the credit of each, and the balance of money in the Treasury and Depository.


Auditor


Treasurer

Monthly Financial Report
For Month ending August 31, 2018

<u>Fund</u>	<u>Balance</u> <u>8/01/2018</u>	<u>Overdrafts</u> <u>8/01/2018</u>	<u>Receipts for</u> <u>August</u>	<u>Disbursements</u> <u>August</u>	<u>Balance</u> <u>8/31/2018</u>	<u>Overdrafts</u> <u>8/31/2018</u>	<u>Warrants</u> <u>Outstanding</u>
-------------	------------------------------------	---------------------------------------	--------------------------------------	---------------------------------------	------------------------------------	---------------------------------------	---------------------------------------

AUGUST 2018

TREASURER DATA:

TOTAL OF ALL ACCOUNTS PER TREASURER	88,898,208.85
TOTAL TREASURER OFFICE CASH	<u>283,396.58</u>
TOTAL CASH PER TREASURER	<u>89,181,605.43</u>

AUDITOR DATA:

BALANCE PER HARRIS	89,444,849.21
TOTAL OUTSTANDING WARRANTS	1,225,265.87
OVERDRAFTS	<u>-1,487,729.65</u>
TOTAL CASH PER AUDITOR	<u>89,182,385.43</u>

DIFFERENCE (AUD-TRS)	<u>780.00</u>
-----------------------------	---------------

RCT # 52078 FROM ECCF NOT TURNED INTO TREASURER'S BEFORE CUTOFF

FUND 55511 - \$690.00

FUND 75011 - \$ 90.00

\$780.00